

Liberia Ebola SitRep no. 97

Ministry of Health and Social Welfare

Aug 20, 2014

Cases

	National	Bomi County	Bong County	Grand Bassa	Grand Cape Mount	Grand Gedeh	Lofa County	Margibi County	Montserrado County	Nimba County	RiverCess County	Sinoe County
New Case/s (Suspected)	20	0	7	0	0	0	1	3	9	0	0	0
New Case/s (Probable)	27	0	0	0	0	0	14	4	7	2	0	0
New case/s (confirmed)	18	0	0	0	0	0	18	0	0	0	0	0
Total suspected cases	259	4	61	8	1	1	62	27	83	12	0	0
Total probable cases	552	28	29	1	3	0	260	32	162	37	0	0
Total confirmed cases	263	9	20	6	4	0	144	27	43	8	1	1
Total Number of Confirmed Cases of Sierra Leonean Nationality	13	0	0	0	2	0	11	0	0	0	0	0
Total Number of Confirmed Cases of Guinean Nationality	0	0	0	0	0	0	0	0	0	0	0	0
Cumulative (confirmed, probable, suspected) cases	1074	41	110	15	8	1	466	86	288	57	1	1

Cases among HCWs

	National	Bomi County	Bong County	Grand Bassa	Grand Cape Mount	Grand Gedeh	Lofa County	Margibi County	Montserrado County	Nimba County	RiverCess County	Sinoe County
Newly Reported Cases in HCW on 20th Aug 2014	0	0	0	0	0	0	0	0	0	0	0	0
Cumulative cases among HCW	115	4	24	3	3	0	17	23	40	1	0	0
Newly Reported deaths in HCW on 20th Aug 2014	3	0	1	0	0	0	2	0	0	0	0	0
Cumulative deaths among HCW	61	4	5	0	0	0	15	16	21	0	0	0

Isolation and Discharges

	National	Bomi County	Bong County	Grand Bassa	Grand Cape Mount	Grand Gedeh	Lofa County	Margibi County	Montserrado County	Nimba County	RiverCess County	Sinoe County
New Admission on Aug 20 2014	15	0	0	0	0	0	15	0	0	0	0	0
Total no. currently in Treatment Units	82	0	0	0	0	0	82	0	0	0	0	0
Total discharges on 20th Aug 2014	7	0	0	0	0	0	7	0	0	0	0	0
Cumulative admission/isolation	82	0	0	0	0	0	82	0	0	0	0	0

Deaths

	National	Bomi County	Bong County	Grand Bassa	Grand Cape Mount	Grand Gedeh	Lofa County	Margibi County	Montserrado County	Nimba County	RiverCess County	Sinoe County
Newly reported deaths 20th Aug 2014	23	0	3	0	0	0	7	3	7	3	0	0
Total death/s in confirmed cases	216	8	10	1	4	0	101	23	62	7	0	0
Total death/s in probable cases	265	6	11	1	1	0	100	26	99	20	1	0
Total death/s in suspected cases	132	0	13	0	2	1	34	19	57	6	0	0
Total death/s in confirmed, probable, suspected cases	613	14	34	2	7	1	235	68	218	33	1	0
Case Fatality Rate (CFR) - Confirmed & Probable Cases	59.0	37.8	42.9	28.6	71.4	0.0	49.8	83.1	78.5	60.0	100.0	0.0

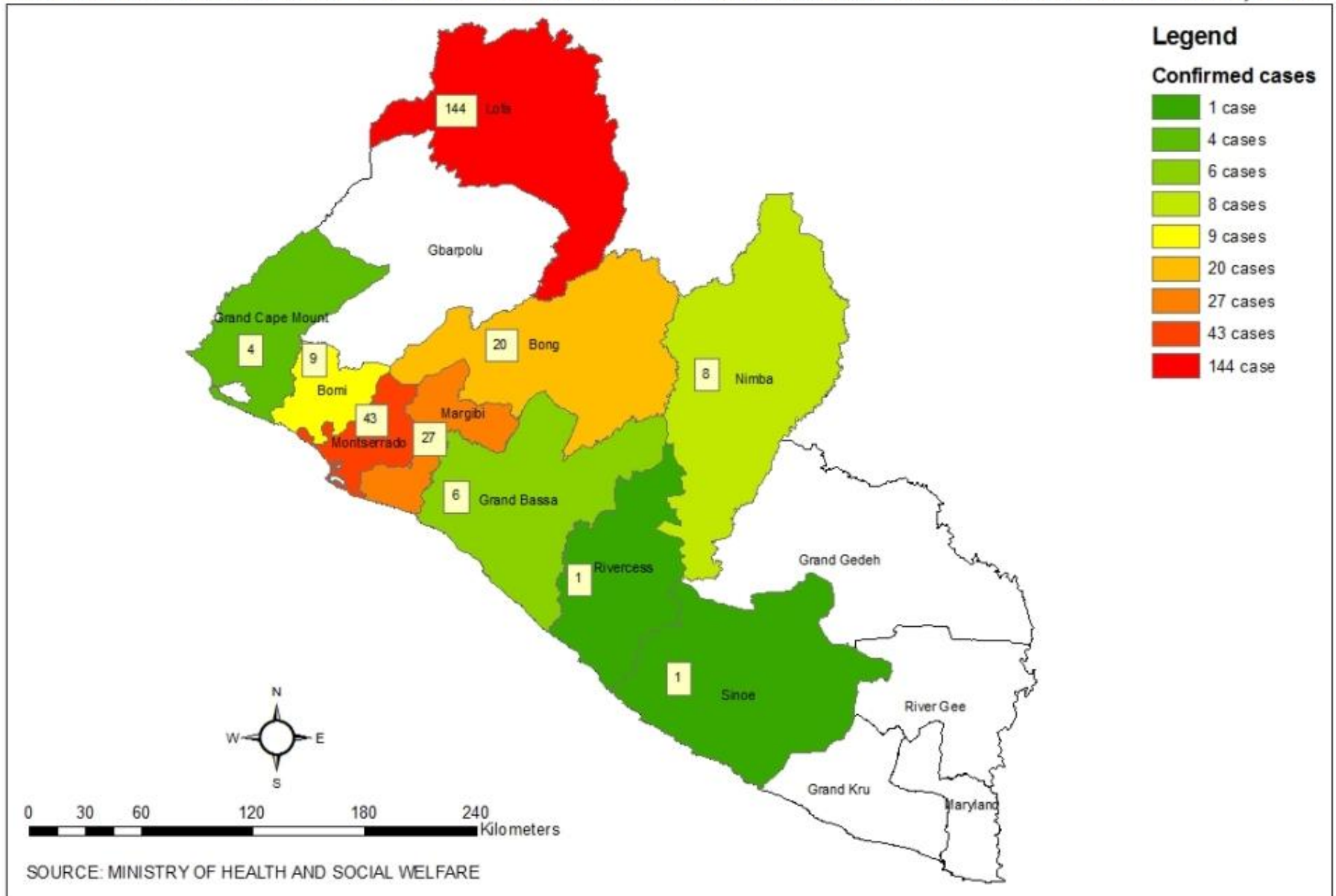
Laboratory

	National	Bomi County	Bong County	Grand Bassa	Grand Cape Mount	Grand Gedeh	Lofa County	Margibi County	Montserrado County	Nimba County	RiverCess County	Sinoe County
Specimens collected on 20th Aug 2014	41	0	2	0	0	0	38	0	0	1	0	0
Specimens pending for testing	99	0	8	2	1	0	38	4	16	30	0	0
Total specimens tested	19	0	0	0	0	0	19	0	0	0	0	0

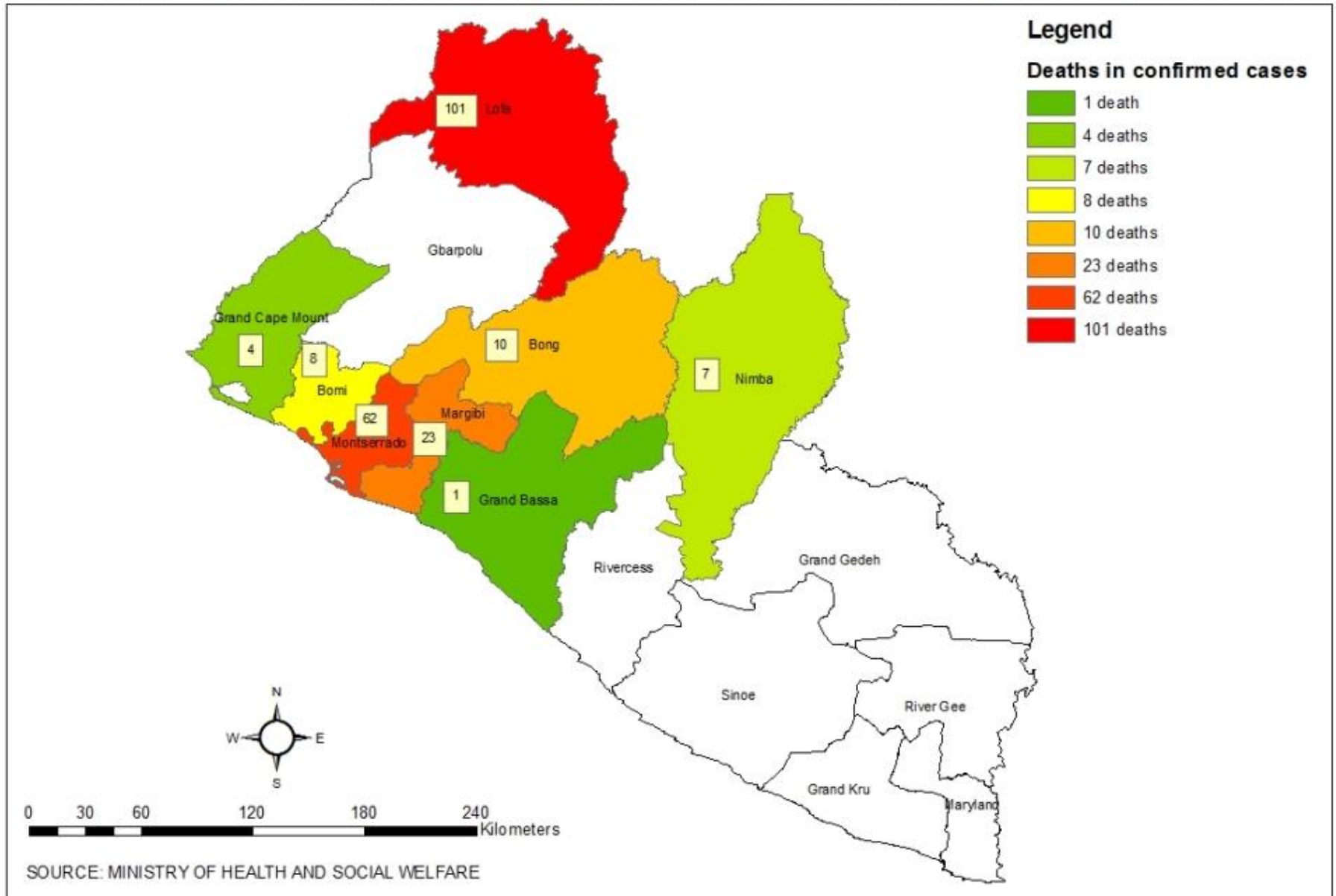
Ebola Disease Outbreak (March 22-Aug 20, 2014)

Table 3: Cumulative Ebola Disease Outbreak in Liberia (March 22 -Aug 20, 2014)												
Cases												
	National	Bomi County	Bong County	Grand Bassa	Grand Cape Mount	Grand Gedeh	Lofa County	Margibi County	Montserrado County	Nimba County	RiverCess County	Sinoe County
Total Case/s (Suspected)	259	4	61	8	1	1	62	27	83	12	0	0
Total Case/s (Probable)	554	28	29	1	3	0	262	32	162	37	0	0
Total case/s (confirmed)	269	9	20	6	4	0	148	29	43	8	1	1
Cumulative (confirmed, probable, suspected) cases	1082	41	110	15	8	1	472	88	288	57	1	1
Health Care Workers												
Cumulative cases among HCW	117	4	24	3	3	0	19	23	40	1	0	0
Cumulative deaths among HCW	63	4	5	0	0	0	17	16	21	0	0	0
Deaths												
Total death/s in confirmed cases	222	8	10	1	4	0	105	25	62	7	0	0
Total death/s in probable cases	267	6	11	1	1	0	102	26	99	20	1	0
Total death/s in suspected cases	135	0	13	0	2	1	35	20	58	6	0	0
Total death/s in confirmed, probable, suspected cases	624	14	34	2	7	1	242	71	219	33	1	0
Cumulative CFR (March 22 - Aug 20, 2014)	59.4	37.8	42.9	28.6	71.4	#####	50.5	83.6	78.5	60.0	100.0	0.0

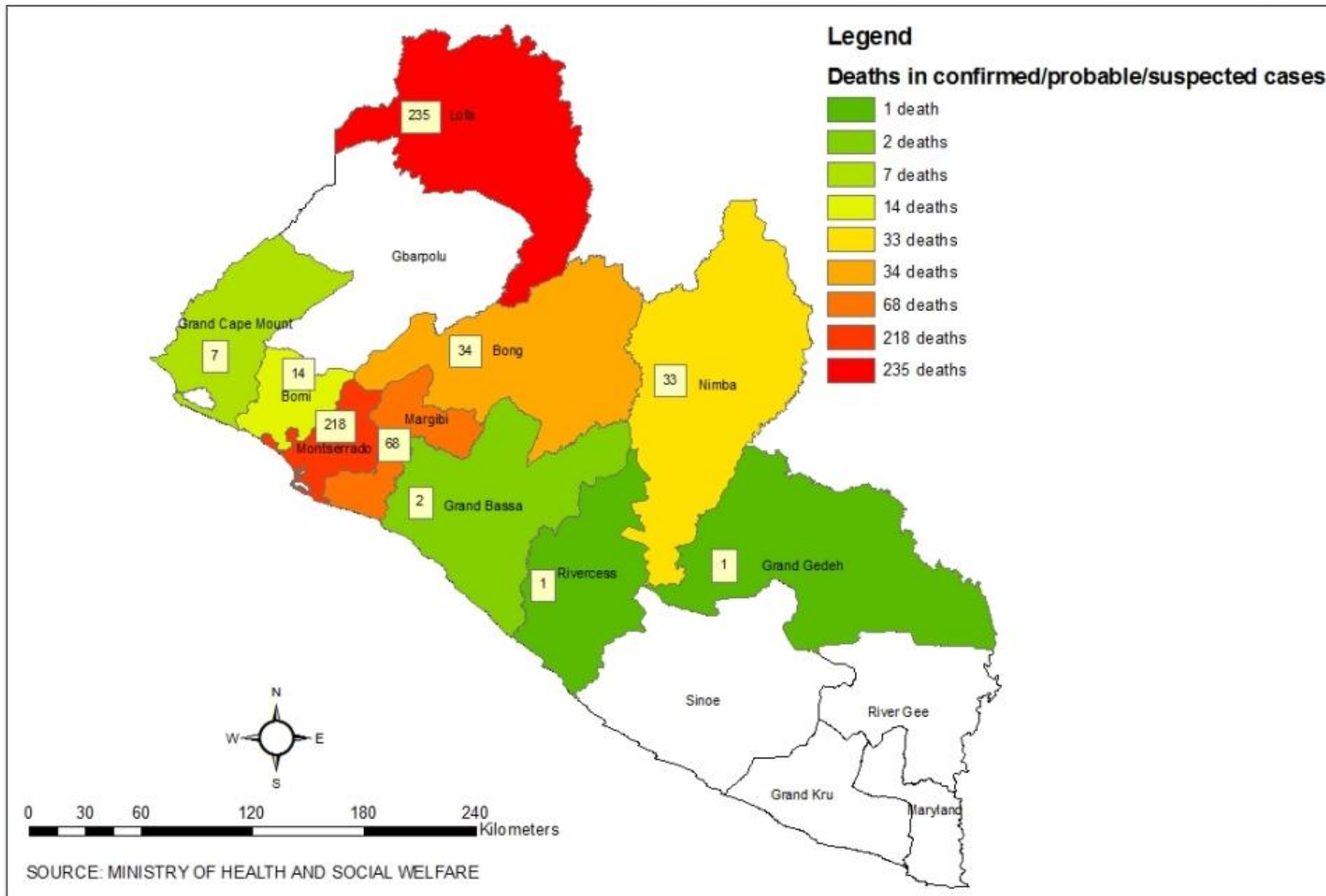
CONFIRMED CASES OF EBOLA VIRUS DISEASE SINCE MAY 29TH TO AUGUST 20TH, 2014



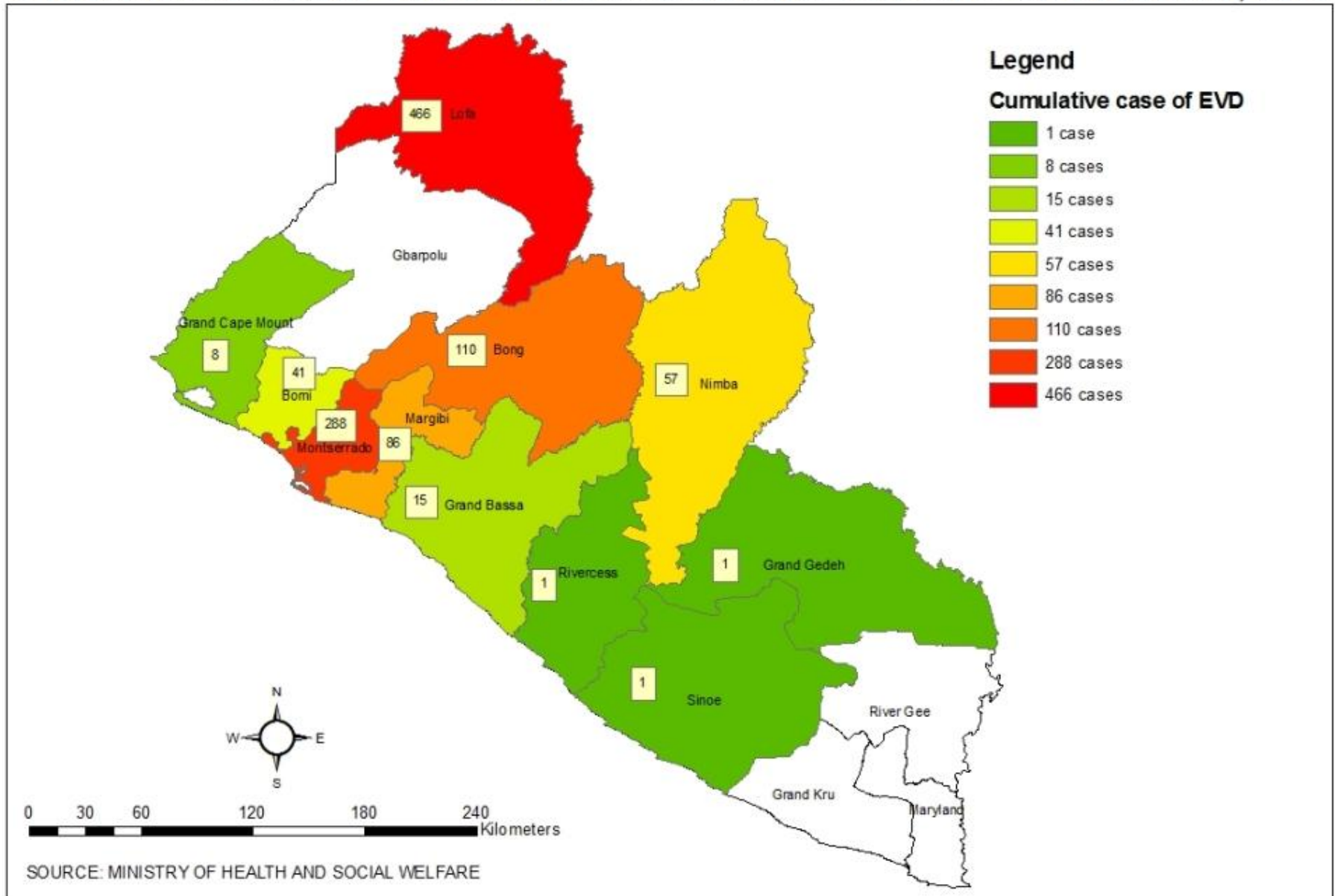
DEATHS IN CONFIRMED CASES OF EBOLA VIRUS DISEASE SINCE MAY 29TH TO AUGUST 20TH, 2014



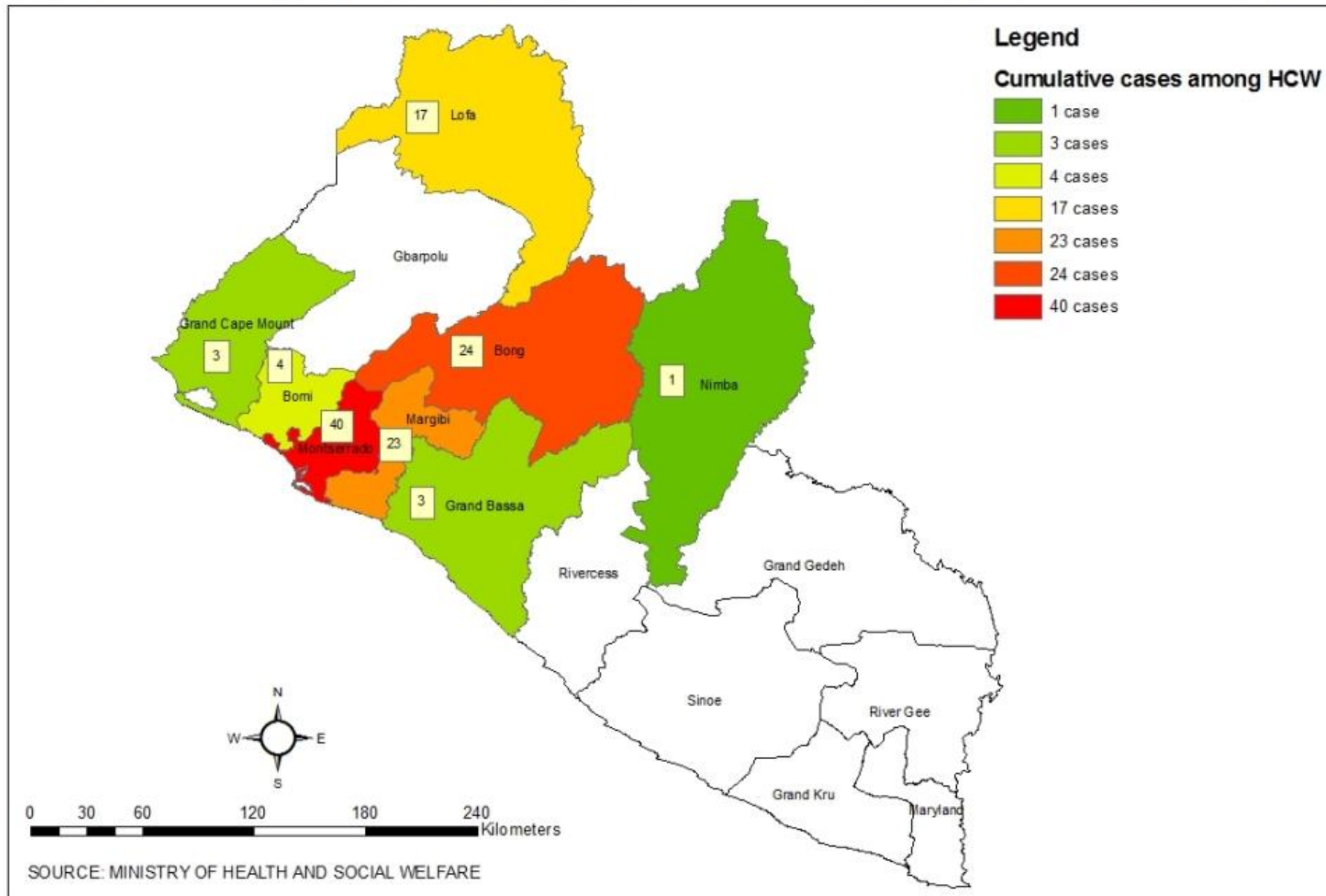
DEATHS IN CONFIRMED/PROBABLE/SUSPECTED CASES OF EBOLA VIRUS DISEASE SINCE MAY 29th TO AUGUST 20th, 2014



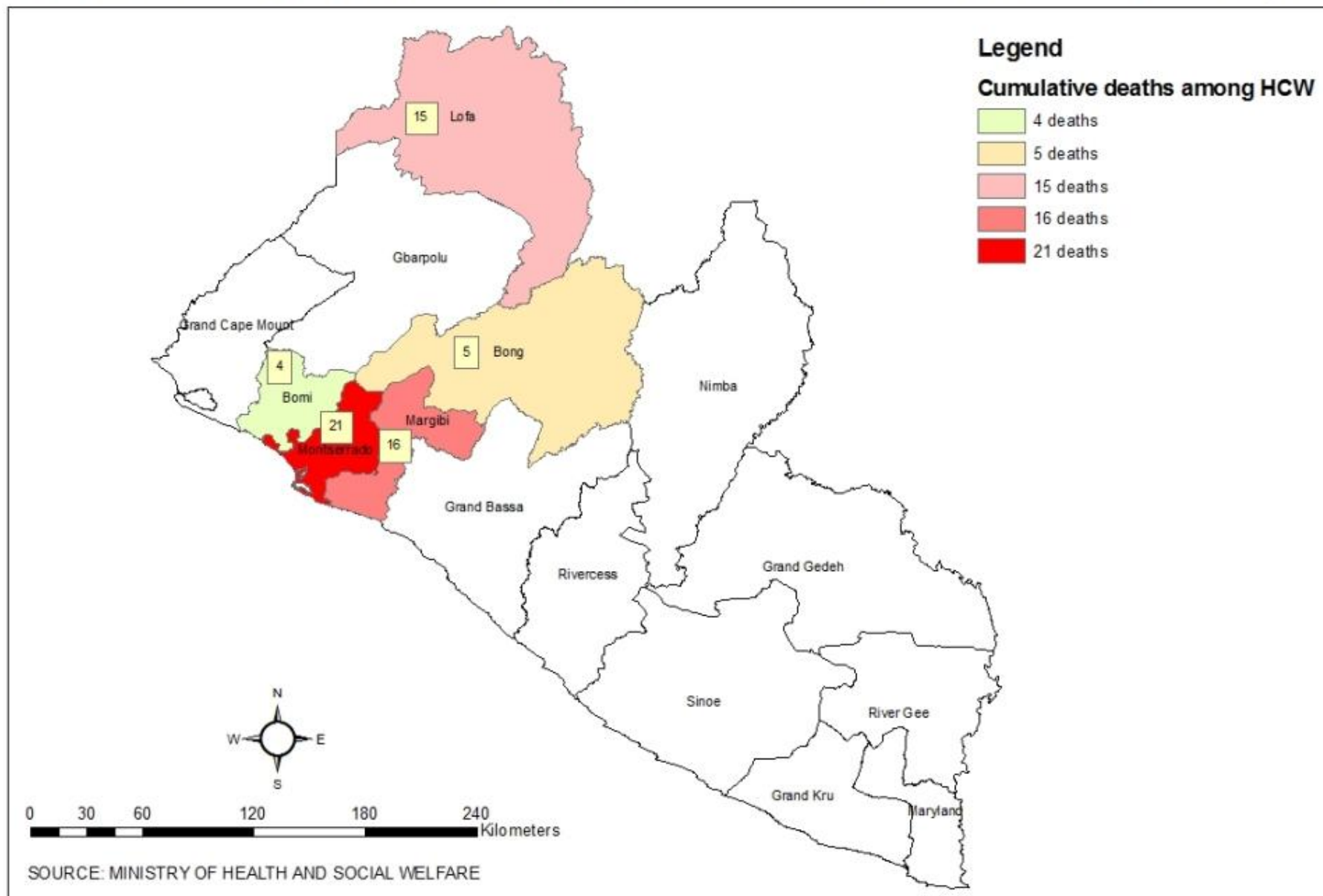
CUMULATIVE CASES OF EBOLA VIRUS DISEASE SINCE MAY 29th TO AUGUST 20th, 2014



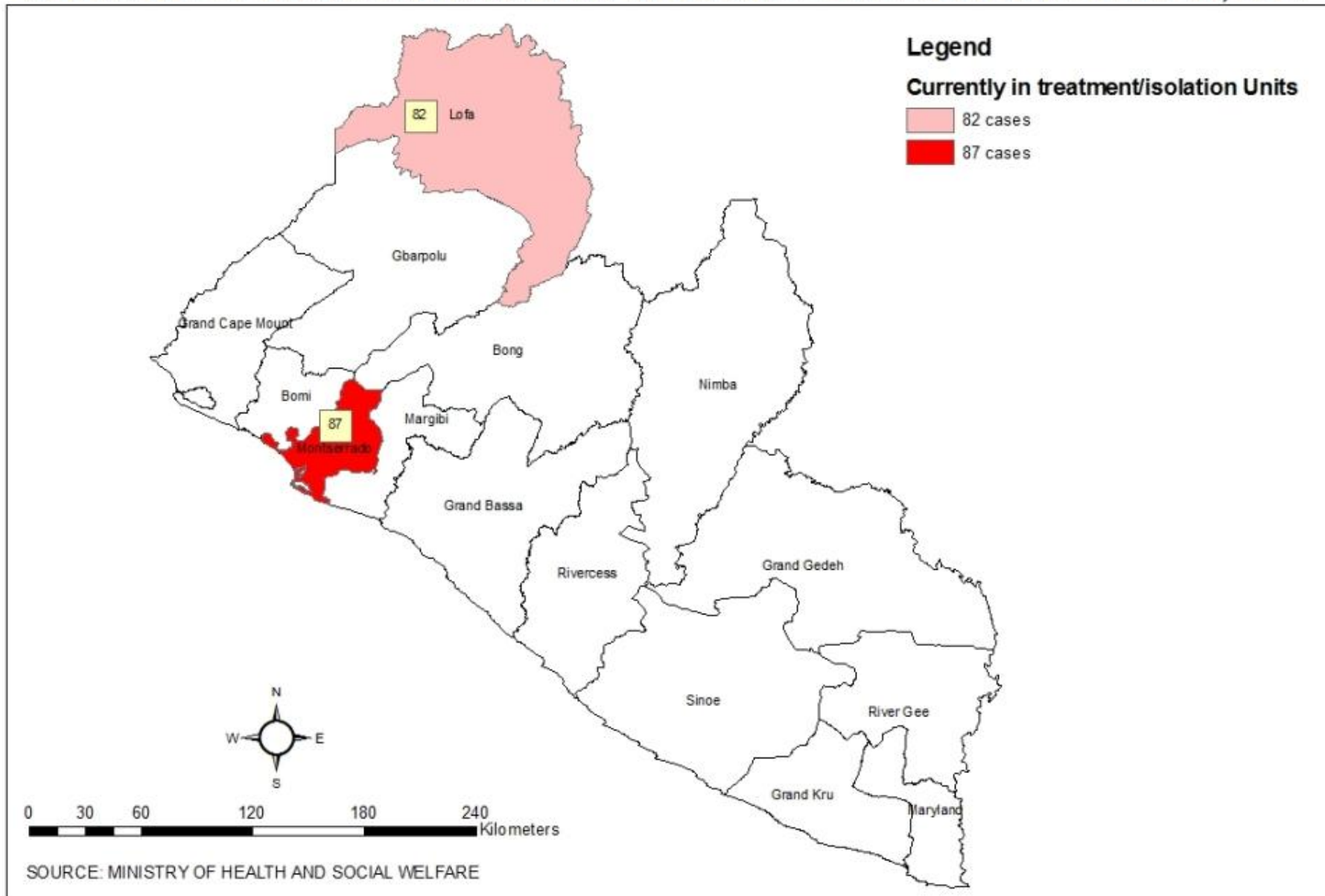
CUMULATIVE CASES OF EBOLA VIRUS DISEASE AMONG HEALTH CARE WORKERS SINCE MAY 29th TO AUGUST 20th, 2014



CUMULATIVE CASES OF EBOLA VIRUS DISEASE AMONG HEALTH CARE WORKERS SINCE MAY 29th TO AUGUST 20th, 2014



CURRENTLY IN TREATMENT/ISOLATION UNITS SINCE MAY 29th TO AUGUST 20th, 2014



SOURCE: MINISTRY OF HEALTH AND SOCIAL WELFARE

Highlights

Case Investigation

- A total of 9 cases transferred to MSF ETU up to reporting time.
- Nimba County reported 2 new probable cases with 1 sample taken and 3 new deaths.
- A Total of 20 bodies were removed from communities and ETUs in Montserrado

Montserratado Highlights

- One of the monitor could not be reached today by the CSO so the day's report is minus one tracing team
- There is a growing number of cases lost to follow up. There is growing concern that contacts are running away thereby making contact tracing ineffective

Nimba Highlights

- 11 new Probable contact listed
- 3 new probable Ebola related death
- 15 body bags were sent to the County
- The county Task Force is negotiating with the Central Government to quarantine Nimba
- Renovation of the holding center by Arcelor Mittal at G. W. Harley and Ganta Hospitals is ongoing

Issues & Constraints

- **The Ebola burial team in Ganta are making high financial demand for burial**
- **No Vehicle for spraying team**

Nimba Highlights

- 11 new Probable contact listed
- 3 new probable Ebola related death
- 15 body bags were sent to the County
- The county Task Force is negotiating with the Central Government to quarantine Nimba
- Renovation of the holding center by Arcelor Mittal at G. W. Harley and Ganta Hospitals is ongoing

Issues & Constraints

- **The Ebola burial team in Ganta are making high financial demand for burial**
- **No Vehicle for spraying team**