

# **Liberia Ebola SitRep no. 111**

**Ministry of Health and Social Welfare**

**Sept. 3, 2014**

# Cases

	National	Bomi County	Bong County	Gbarpolu County	Grand Bassa	Grand Cape Mount	Grand Gedeh	Lofa County	Margibi County	Montserrado County	Nimba County	River Gee County	RiverCess County	Sinoe County
New Case/s (Suspected)	13	0	2	0	0	0	0	0	0	8	3	0	0	0
New Case/s (Probable)	3	1	1	0	0	1	0	0	0	0	0	0	0	0
New case/s (confirmed)	8	0	0	0	0	0	0	8	0	0	0	0	0	0
Total suspected cases	369	1	85	1	21	2	3	53	126	50	20	6	0	1
Total probable cases	886	32	41	0	12	5	0	345	89	309	50	3	0	0
Total confirmed cases	608	31	24	0	13	4	0	238	30	225	41	0	1	1
Total Number of Confirmed Cases of Sierra Leonean Nationality	13	0	0	0	0	2	0	11	0	0	0	0	0	0
Total Number of Confirmed Cases of Guinean Nationality	1	0	0	0	0	0	0	0	0	1	0	0	0	0
Cumulative (confirmed, probable, suspected) cases	1863	64	150	1	46	11	3	636	245	584	111	9	1	2

# Cases among HCWs

	National	Bomi County	Bong County	Gbarpolu County	Grand Bassa	Grand Cape Mount	Grand Gedeh	Lofa County	Margibi County	Montserrado County	Nimba County	River Gee County	RiverCess County	Sinoe County
Newly Reported Cases in HCW on 3rd Sept. 2014	2	0	0	0	0	0	0	0	0	2	0	0	0	0
Cumulative cases among HCW	153	5	26	0	3	3	0	20	32	61	3	0	0	0
Newly Reported deaths in HCW on 3rd Sept. 2014	2	0	0	0	0	0	0	0	0	2	0	0	0	0
Cumulative deaths among HCW	76	4	5	0	1	0	0	17	19	30	0	0	0	0

# Isolation and Discharges

	<b>National</b>	<b>Bomi County</b>	<b>Bong County</b>	<b>Gbarpolu County</b>	<b>Grand Bassa</b>	<b>Grand Cape Mount</b>	<b>Grand Gedeh</b>	<b>Lofa County</b>	<b>Margibi County</b>	<b>Montserrado County</b>	<b>Nimba County</b>	<b>River Gee County</b>	<b>RiverCess County</b>	<b>Sinoe County</b>
New Admission on Sept. 3, 2014	20	0	0	0	0	0	0	0	0	20	0	0	0	0
Total no. currently in Treatment Units	279	0	0	0	0	0	0	62	0	217	0	0	0	0
Total discharges on 3rd Sept. 2014	15	0	0	0	0	0	0	6	0	9	0	0	0	0
Cumulative admission/isolation	279	0	0	0	0	0	0	62	0	217	0	0	0	0

# Deaths

	National	Bomi County	Bong County	Gbarpolu County	Grand Bassa	Grand Cape Mount	Grand Gedeh	Lofa County	Margibi County	Montserrado County	Nimba County	River Gee County	RiverCess County	Sinoe County
Newly reported deaths 3rd Sept. 2014	27	0	2	0	0	1	0	7	0	14	3	0	0	0
Total death/s in confirmed cases	425	19	11	0	13	4	0	148	25	178	27	0	0	0
Total death/s in probable cases	399	15	13	0	3	3	0	145	49	133	37	0	1	0
Total death/s in suspected cases	254	0	19	0	3	3	2	34	37	140	11	5	0	0
Total death/s in confirmed, probable, suspected cases	1078	34	43	0	19	10	2	327	111	451	75	5	1	0
Case Fatality Rate (CFR) - Confirmed & Probable Cases	<b>55.2</b>	<b>54</b>	<b>37</b>	<b>0</b>	<b>64</b>	<b>78</b>	<b>0</b>	<b>50</b>	<b>62</b>	<b>58</b>	<b>70</b>	<b>0</b>	<b>100</b>	<b>0</b>

# Contacts

	<b>National</b>	<b>Bomi County</b>	<b>Bong County</b>	<b>Gbarpolu County</b>	<b>Grand Bassa</b>	<b>Grand Cape Mount</b>	<b>Grand Gedeh</b>	<b>Lofa County</b>	<b>Margibi County</b>	<b>Montserrado County</b>	<b>Nimba County</b>	<b>River Gee County</b>	<b>RiverCess County</b>	<b>Sinoe County</b>
Newly reported contacts on 3rd Sept. 2014	166	9	17	0	0	0	0	0	0	87	53	0	0	0
Total contacts listed	5935	140	493	0	61	30	0	760	951	3103	382	9	6	0
Currently under follow-up	3334	41	311	0	61	25	0	212	860	1613	198	9	4	0
Contacts seen on 3rd Spet. 2014	3235	41	311	0	61	10	0	212	860	1542	198	0	0	0
Contacts who completed 21 day follow-up	231	0	0	0	0	19	0	34	0	178	0	0	0	0
Contacts lost to follow-up	1	0	0	0	0	0	0	0	0	1	0	0	0	0

# Laboratory

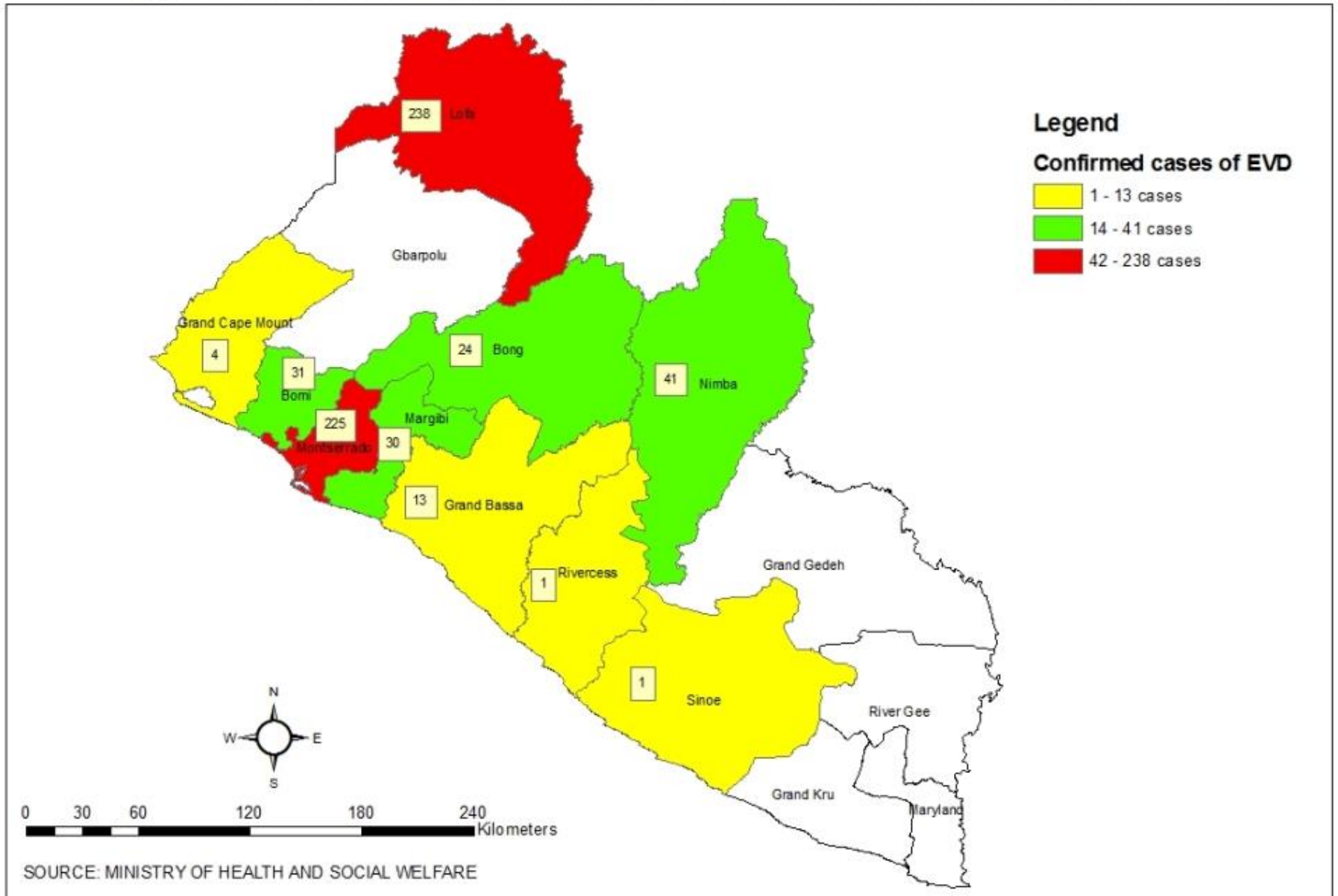
	National	Bomi County	Bong County	Gbarpolu County	Grand Bassa	Grand Cape Mount	Grand Gedeh	Lofa County	Margibi County	Montserrado County	Nimba County	River Gee County	RiverCess County	Since County
Specimens collected on 3rd Sept. 2014	10	0	3	0	0	0	0	7	0	0	0	0	0	0
Specimens pending for testing	15	3	3	0	0	0	0	7	0	0	1	1	0	0
Total specimens tested	18	0	0	0	0	0	0	18	0	0	0	0	0	0

# Ebola Disease Outbreak (March 22-Sept. 3, 2014)

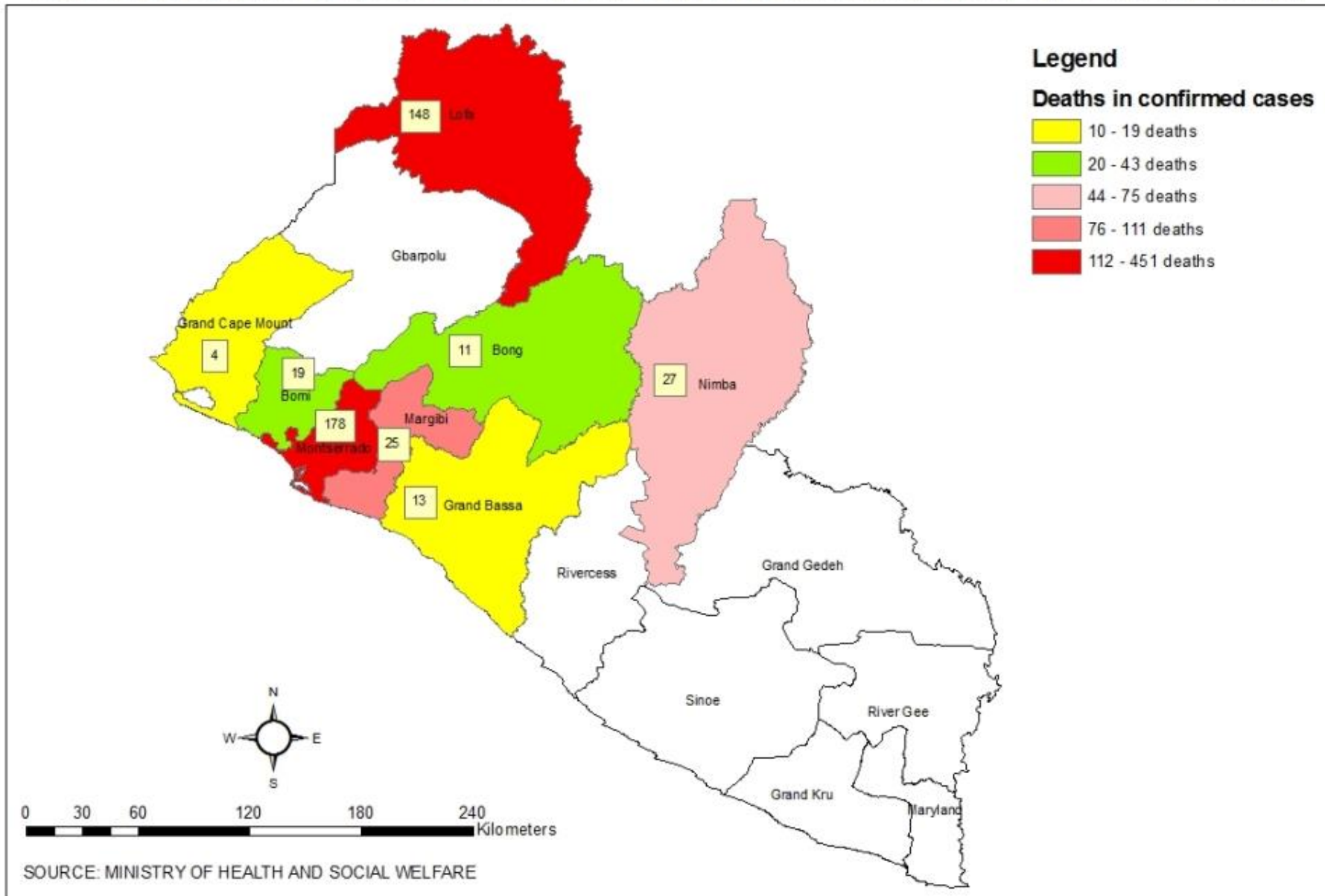
Table 3: Cumulative Ebola Disease Outbreak in Liberia (March 22 -Sept. 3, 2014)														
Cases														
	National	Bomi County	Bong County	Gbarpolu County	Grand Bassa	Grand Cape Mount	Grand Gedeh	Lofa County	Margibi County	Montserrado County	Nimba County	River Gee County	RiverCess County	Sinoe County
Total Case/s (Suspected)	369	1	85	1	21	2	3	53	126	50	20	6	0	1
Total Case/s (Probable)	888	32	41	0	12	5	0	347	89	309	50	3	0	0
Total case/s (confirmed)	614	31	24	0	13	4	0	242	32	225	41	0	1	1
Cumulative (confirmed, probable, suspected) cases	1871	64	150	1	46	11	3	642	247	584	111	9	1	2
Health Care Workers														
Cumulative cases among HCW	155	5	26	0	3	3	0	22	32	61	3	0	0	0
Cumulative deaths among HCW	78	4	5	0	1	0	0	19	19	30	0	0	0	0
Deaths														
Total death/s in confirmed cases	431	19	11	0	13	4	0	152	27	178	27	0	0	0
Total death/s in probable cases	401	15	13	0	3	3	0	147	49	133	37	0	1	0
Total death/s in suspected cases	257	0	19	0	3	3	2	35	38	141	11	5	0	0
Total death/s in confirmed, probable, suspected cases	1089	34	43	0	19	10	2	334	114	452	75	5	1	0
Cumulative CFR (March 22 - Sept. 3, 2014)	55.4	54.0	36.9	#####	64.0	77.8	#### #	50.8	62.8	58.2	70.3	0.0	100.0	0.0



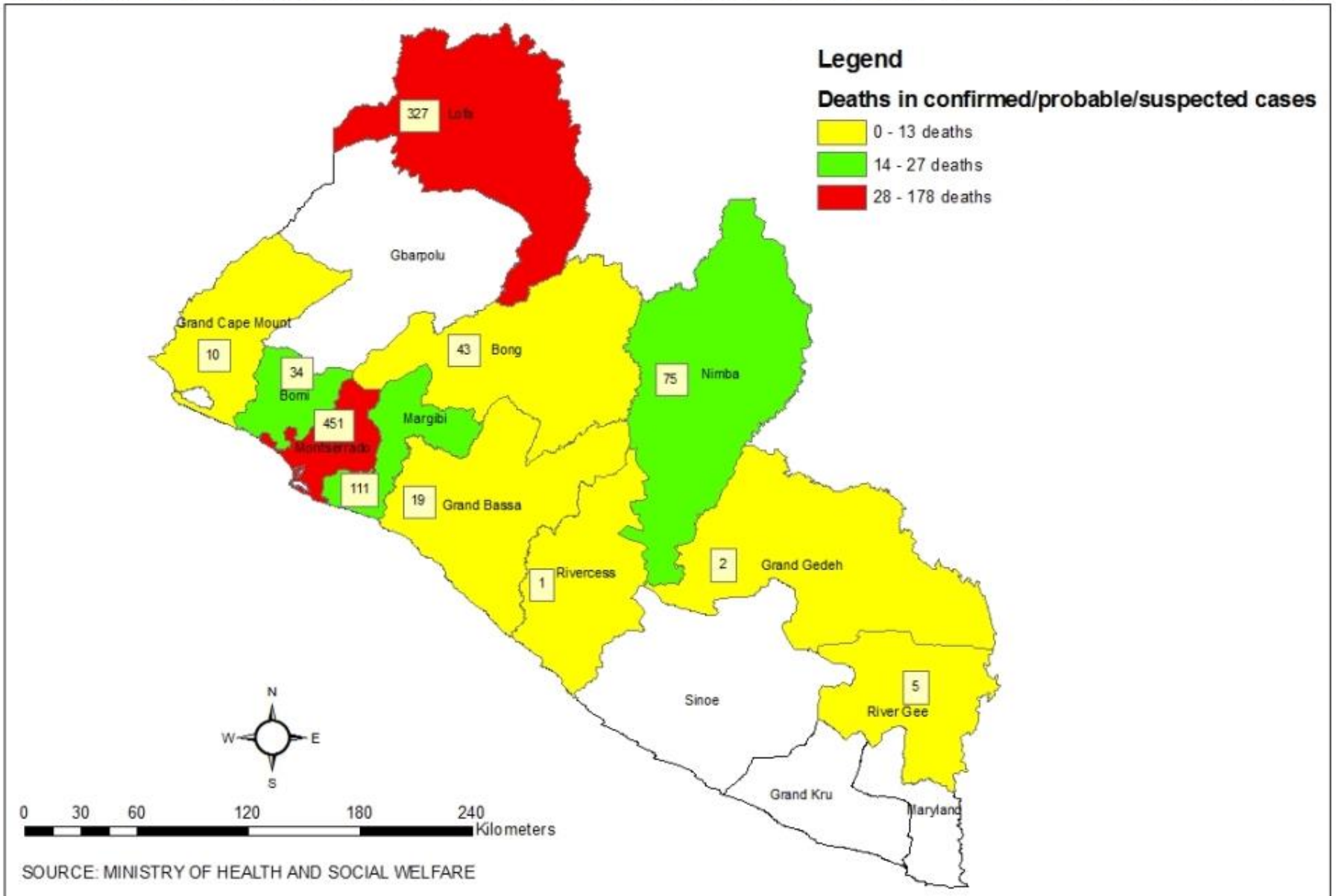
# CONFIRMED CASES OF EBOLA VIRUS DISEASE SINCE MAY 29th TO SEPTEMBER 3rd, 2014



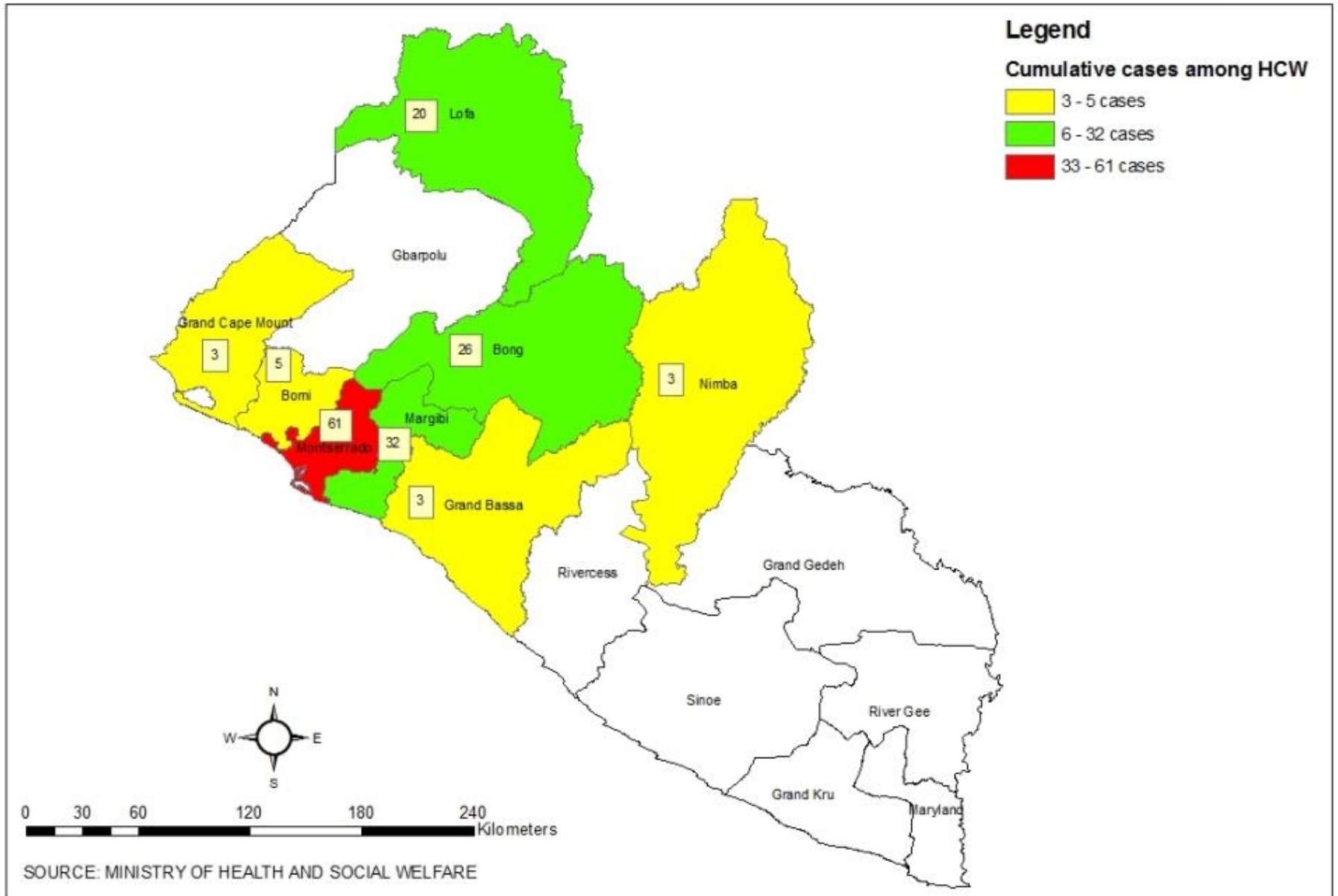
# DEATHS IN CONFIRMED CASES OF EBOLA VIRUS DISEASE SINCE MAY 29th TO SEPTEMBER 3rd, 2014



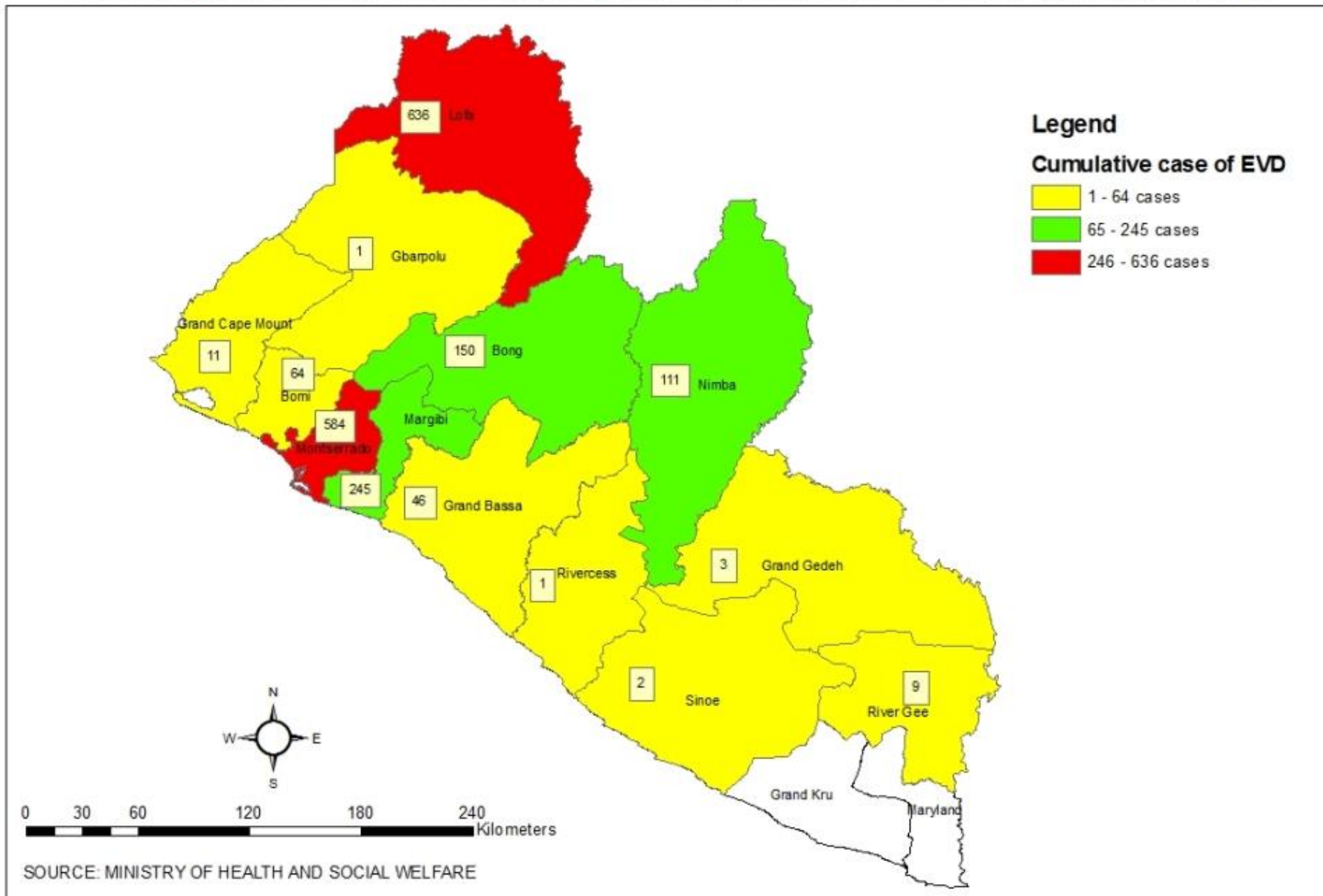
# DEATHS IN CONFIRMED/PROBABLE/SUSPECTED CASES SINCE MAY 29th TO SEPTEMBER 3rd, 2014



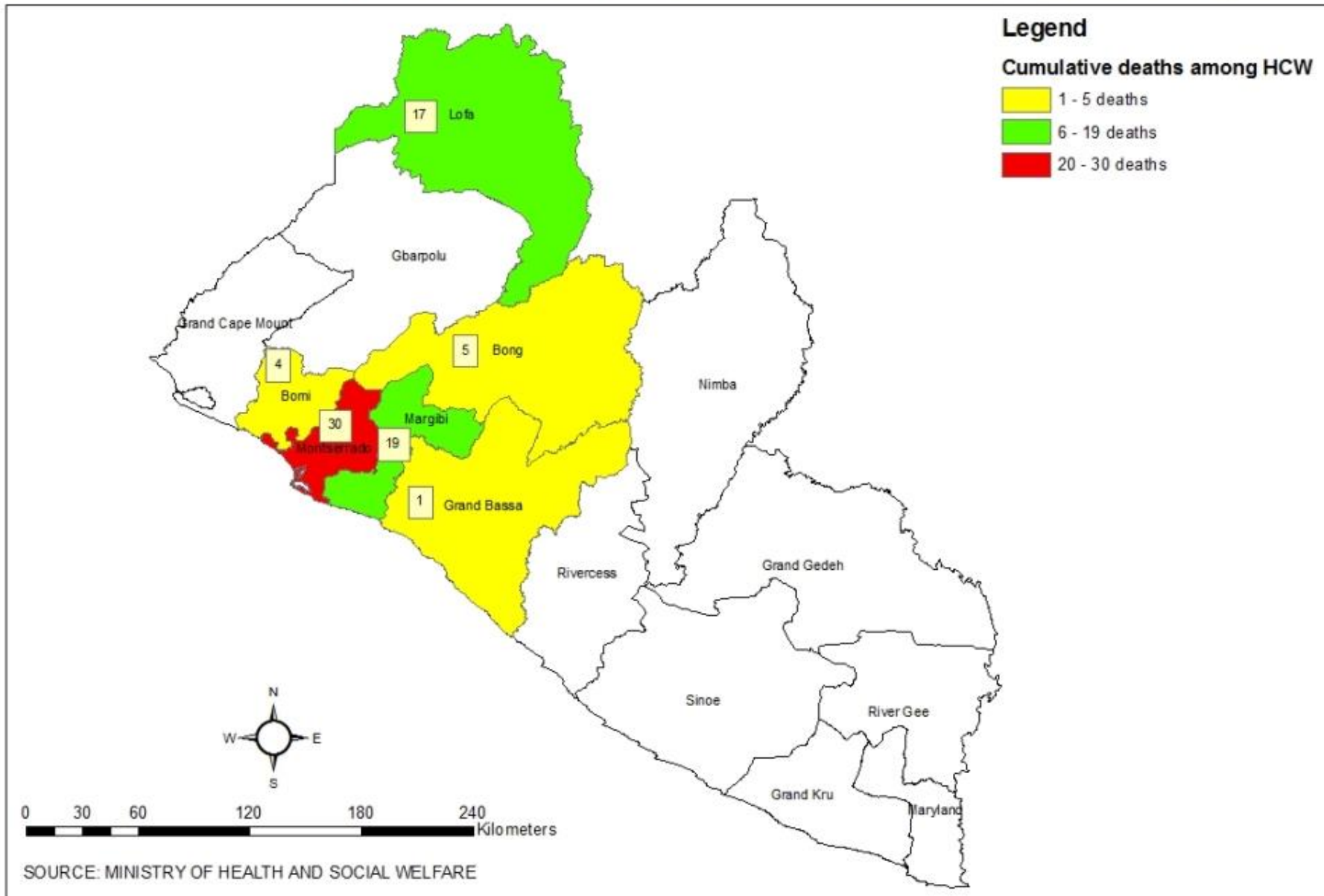
# CUMULATIVE CASES OF EBOLA VIRUS DISEASE AMONG HEALTH CARE WORKERS SINCE MAY 29th TO SEPTEMBER 3rd, 2014



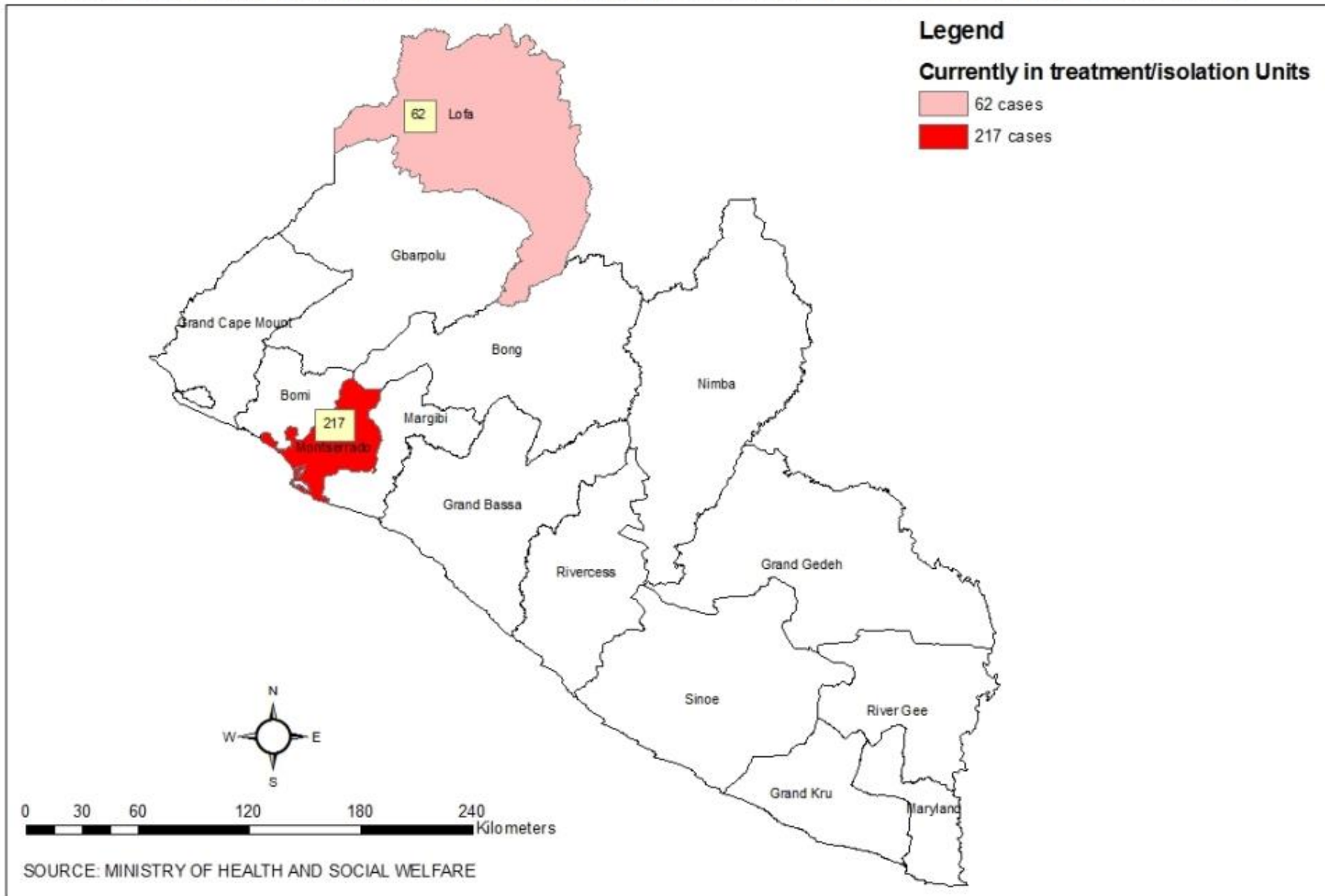
# CUMULATIVE CASES OF EBOLA VIRUS DISEASE SINCE MAY 29th TO SEPTEMBER 3rd, 2014



# CUMULATIVE DEATHS OF EBOLA VIRUS DISEASE AMONG HEALTH CARE WORKERS SINCE MAY 29th TO SEPTEMBER 3rd, 2014



# CURRENTLY IN TREATMENT/ISOLATION UNITS SINCE MAY 29th TO SEPTEMBER 3rd, 2014







# Highlights

## JFK ETU

- Total admission- 47 (3 Females, 24 Males)
- Total number of confirmed cases-34
- New admission- 6 (3 Females, 3 Males)
- 5 discharged (3 Survivors and 2 suspected cases with negative lab results)
- 2 death reported within the last 24 hours. (1 child & 1 adult)

## ELWA II

- Total admission- 64
- Total number of confirmed cases- 39 (4 are Health Workers)
- Total number of new admission- 9
- No discharge
- No death within the last 24 hours.

# Highlights

## ELWA III

- Total admission- 106
- Total number of confirmed case- 103
- Total number of new admission- 5
- 4 Discharged (3 Survivors and 1 suspected case with negative lab results)
- 7 deaths reported within the last 24 hours.

## Critical Issues

- 1 patient with positive lab result escaped from ELWA III.
- There are 5 bodies for the past two days at ELWA II awaiting burial.

# Highlights

## Bomi

- The Baptist Convention of Liberia donated assorted items including chlorine (10kg), rice and tie soap to Bomi CHT for Ebola response.
- MANNEKA – a local NGO (involved with WASH activities in Bomi) donated 30 plastic buckets with forceps to Bomi CHT for Ebola response.
- One confirmed EVD body was buried.
- The county social mobilization team visited 13 communities in four district and provided Ebola awareness.
- There are (6) patients in the holding unit in Tubmanburg, Bomi County

## Nimba

- There were 3 suspected deaths in Ganta and 1 in Camp 4 (Yekepa)
- The County Task Force in a meeting with local authorities concurred with the legislative caucus decision to use 100, 000 USD from the County development fund for the fight against Ebola in the County

# Highlights

## Montserratado

- 1542 (96%) of 1613 contacts under follow up were seen by 4 contact tracing teams.
- 3 Contacts under follow-up became symptomatic.
- There were 6 patients in the West Point holding center awaiting transfer to an ETU.
- 14 deaths reported
  - 9 came from ETU
  - 5 Suspected in communities

# Highlights

## Lofa

- Total number of patient in Foya Case management center (FCMC)-62
  - Total probable cases is presently in the unit =53
  - Total confirm cases is 9
- 7 deaths reported:
  - 2 confirmed death from FCMC
  - 5 community death (3 Zorzor, 2 Voinjama)
- Total number of Discharge =6 (3 survivors and 3 discharges as negative)

## Lab Result

- 18 lab results received (10 Positives, 8 Negatives)

# Highlights

- Mobile Lab at ELWA (CDC/NIH)
  - 26 samples testes
    - 18 Negative
    - 8 positive
- National Reference Lab at LIBR
  - 12 samples tested
    - 3 Positive
    - 4 Indeterminate
    - 5 Negative